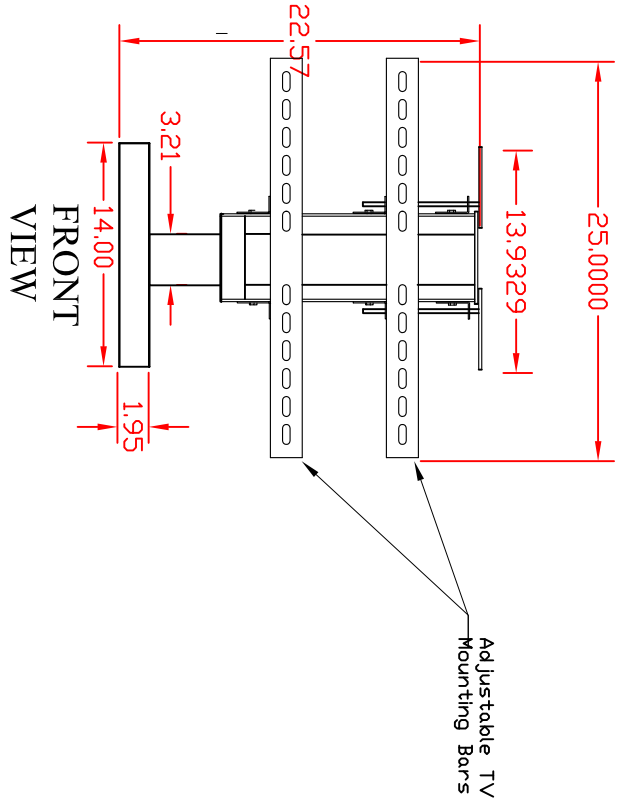
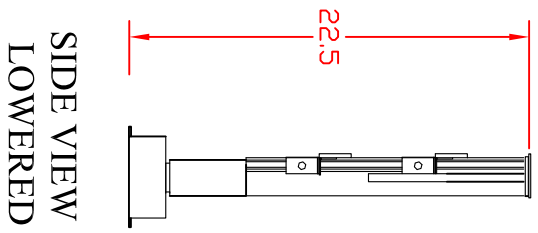


TOP VIEW"

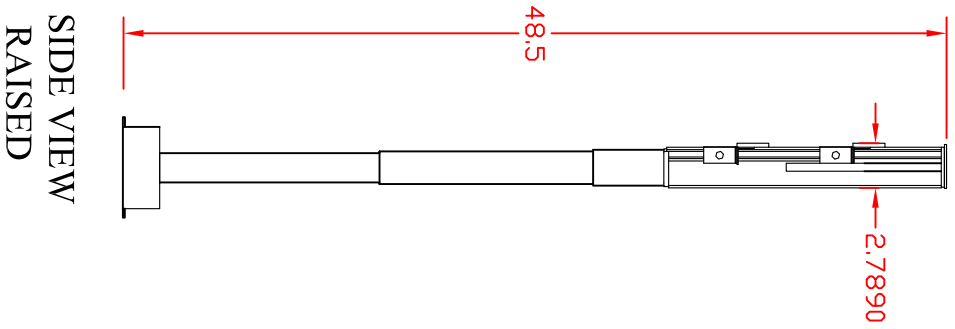


FRONT VIEW

Adjustable TV Mounting Bars



SIDE VIEW LOWERED



SIDE VIEW RAISED

MODEL #LC-255
TRAVEL 25.5"
LIFT CAPACITY
75 LBS

Up to a 32" TV

REPRODUCTION OF THIS DRAWING IS STRICTLY PROHIBITED WITHOUT PERMISSION OF ACTIVATED DECOR

Activated Decor, Inc.

DWG. NO. LC-255

1-877-545-8711

MAY 28/09

SHEET 1 OF 1